


YARA FALL CLASSIC

*All Points & CWG Trials #1
Short Track Competition*

October 29 - 31, 2010

SASK CUP I






Sanctioned by SASSA and SSC

Hosted by the Regina Speed Skating Club



Funding for this project was made possible by SASK SPORT, for Sport, Culture, and Recreation, who receive proceeds from the sale of lottery tickets in Saskatchewan.

							
YARA FALL CLASSIC							Doug Wickenheiser Arena
OCTOBER 29-31, 2010							
POSITION	NAME	Friday	SATURDAY		SUNDAY		
		PM	AM	PM	AM	PM	
Chief Recorder	Gail Horst	X	X	X	X	X	5
Recorders 2 / Day	Donna Holmes	X	X	X	X	X	5
	Randy Wrubleski	X	X	X	X	X	5
							0
							0
Clerk of Course	Cari Markewich		X	X	X	X	4
Clerk of Course 2 / Day	Cheryl Gorr	X	X	X	X	X	5
	Sherry Morin		X	X	X	X	4
	Annette Marche	X					1
							0
							0
Chief Timer	Ed Horst	X	X	X	X	X	5
Timers 6 / Day	Vern Gorr	X	X	X	X	X	5
	Michael Willfong	X	X	X	X	X	5
	John Norman				X		1
	Rob Hume	X		X	X		3
	Lori Leugner	X	X		X	X	4
	Dick Cornish		X			X	2
	Sean Friesen	X		X	X		3
	Joe Marche		X	X			2
	Annette Marche		X			X	2
	Ashley Shumate	X		X			2
	Linden Leugner					X	1
							0
Recorder/Timers 1/Day	Doug Hennig	X	X	X	X	X	5
							0
							0
							0
							0
							0
							0
							0
							0

	NAME	Friday	SATURDAY		SUNDAY		0
POSITION		PM	AM	PM	AM	PM	0
							0
Chief Line Judge	Nancy Piluk	X	X	X	X	X	5
Line Judges 4 / Day	Andrea Cloutier	X	X	X	X		4
	Michel Morin		X	X	X	X	4
	Lee Millar					X	1
	Carol Moran (Millar Grandma)					X	1
	Linden Leugner			X			1
	Greg Tomczak		X				1
	John Norman	X					1
	Joe Marche				X		1
	Annette Marche				X		1
	Al Workman	X					1
	Bruce Hope	X	X	X		X	4
							0
Lap Counters 2/Day	Gary Thiel	X	X	X	X	X	5
	Larry Bryksa	X		X	X		3
	Linden Leugner		X		X		2
	Sarah Piluk				X		1
	Tenielle Workman					X	1
							0
On Ice Coaches	Sarah Piluk		X	X			2
	Al Bigelow		X				1
	Mark Leugner			X			1
Medical	Jeff Betcher	X		X	X		3
	Robin McMaster		X			X	2
							0
							0
Corner Stewards 4 /Day	Nyka Sutter					X	1
	Kyle Hynne	X		X			2
	Jodi Norman					X	1
	Braedon Hume	X		X			2
	Chelsea Piluk		X				1
	Doug Hynne		X		X		2
	Graeme Fish					X	1
Runners 2 / Day	Clark McMaster					X	1
	Michael Piluk	X		X	X		3
	Leila Christ	X	X	X	X	X	5
							0
							0
	NAME	Friday	SATURDAY		SUNDAY		0

POSITION		PM	AM	PM	AM	PM	0
							0
							0
							0
50/50 Tickets	Bernice Bryksa	X	X	X	X	X	5
							0
Food	Peggy Hennig		x	x	x	x	4
	Marlene Hope	x	x	x	x	x	5
	Angela Carnegie	x	x	x	x	x	5
	Linda Hynne		X				1
	Valda	X					1
Announcer	Alexandra Sutter	X	X	X	X	X	5
							0
Meet Coordinator	Glen McMaster	X	X	X	X	X	5
							0
Head Starter	Malcolm Conley	X	X	X	X	X	5
Asst. Starter	Kevin Holmes	X	X	X	X	X	5
							0
Head Referee	Wayne Fleming	X	X	X	X	X	5
	Nicole Fleming	X	X	X	X	X	5
	Dion Drewlo	X	X	X	X	X	5
	Ken Yurach	X	X	X	X	X	5
	Al Workman	X	X	X	X	X	5
Set up and Clean Up	Norm Cloutier	Sound				Sound	0
							0
Thursday-Friday - Set-up							0
Sunday - Clean-up After Meet							0
							0
Chief Mat Mover	Don Dagenais	X				X	2
Mat Movers	Al Workman	X				X	2
	Glen McMaster	X				X	2
	Les Markewich	X				X	2
	Dick Cornish	X				X	2
	Doug Hennig	X				X	2
							0
Ice Facilities Coordinator	Ophelia Dagenais	X	X	X	X	X	5
	Don Dagenais	X	X	X	X	X	5
	Mickey Kupchyk			X	X		2
						896	224

Division: Learn-to-Train**Group 2**

Seed Time	Skater Name	Skater #	Club	Age Class
0:56.04	Mason Viczko	S334	Moose Jaw	MIDGET
0:56.42	Gabrielle Sanson	S308	Moose Jaw	MIDGET
0:57.84	David Marsh	S32	Saskatoon	MIDGET
0:58.64	Olivia Moyses	S306	Moose Jaw	MIDGET
1:01.70	Alex Fish	S366	Moose Jaw	MIDGET
1:02.45	Nigel Krueger	SH505	Humboldt	MIDGET
1:04.58	Nathan Betcher	SR128	Regina	MIDGET
1:05.05	Oliver Scharf	S46	Saskatoon	MIDGET
1:05.38	Matthew Ingold	S326	Moose Jaw	MIDGET
1:06.74	Tim Wheler	S8	Saskatoon	MIDGET
1:07.34	Jane Morris	S303	Moose Jaw	BANTAM
1:09.61	Stephen Daverne	SR186	Regina	MIDGET
1:10.00	Matthew Scutchings	S93	Saskatoon	MIDGET
1:11.41	Brandyn Marche	SR265	Regina	MIDGET
1:16.65	Terence Stark	S309	Moose Jaw	MIDGET
1:24.16	Andrew Markewich	SR259	Regina	MIDGET
1:26.04	Brynne McMaster	SR243	Regina	MIDGET
1:36.52	Jordan Stevenson	S81	Saskatoon	MIDGET
1:37.44	Mckenzie Millar	SR176	Regina	BANTAM
1:41.41	Lauren Markewich	SR260	Regina	BANTAM
1:52.40	Abigail Fuchs	S401	Saskatoon	MIDGET
1:53.00	Brianne Cipywynk	SR108	Regina	BANTAM

Total for Group: 22**Division: Fundamentals****Group 1**

Seed Time	Skater Name	Skater #	Club	Age Class
0:17.12	Hunter Viczko	S340	Moose Jaw	BANTAM
0:18.62	Sam Moyses	S313	Moose Jaw	BANTAM
0:18.98	Mya Viczko	S335	Moose Jaw	PEEWEE
0:19.09	Jacob Krueger	SH534	Humboldt	BANTAM
0:19.34	Benjiman Bigelow	SR144	Regina	BANTAM
0:19.36	Tanya Workman	SR207	Regina	BANTAM
0:19.58	Jenna Bryksa	SR198	Regina	BANTAM
0:19.89	Molly Morris	S314	Moose Jaw	PEEWEE
0:21.40	Cyandra Cornish	SR287	Regina	BANTAM
0:21.89	Tucker Pelzer	SR111	Regina	BANTAM
0:22.32	Derek Frombach	SR109	Regina	BANTAM
0:23.68	Torin McMaster	SR240	Regina	PEEWEE
0:25.11	Colton Tomczak	SR177	Regina	BANTAM

Total for Group: 13

Division: T2T,MS,Sen,Jun**Train-2-Train 1**

Seed Time	Skater Name	Skater #	Club	Age Class
0:54.01	Evan Kupchyk	SR280	Regina	JUNIOR
0:54.40	Juliette Wheler	S41	Saskatoon	JUVENILE
0:54.45	Amber Holmes	SR264	Regina	JUNIOR
0:54.71	Rachel Slusar	SN780	Nipawin	JUVENILE
0:55.23	Graeme Fish	S365	Moose Jaw	JUVENILE
0:55.69	Caleb Morin	S66	Saskatoon	MIDGET
0:55.77	Marco Schuman	S38	Saskatoon	MIDGET
0:56.47	Jessica Marsh	S407	Saskatoon	JUVENILE
0:57.84	Stephen Hope	SR203	Regina	JUVENILE
0:58.08	Joshua Betcher	SR159	Regina	JUVENILE
0:58.66	Jared Bechtel	S99	Saskatoon	JUNIOR
0:59.25	Jorn Schuman	S33	Saskatoon	JUVENILE
0:59.88	Lukas Conly	S43	Saskatoon	JUVENILE

Total for Group: 13**Train-2-Train 2**

Seed Time	Skater Name	Skater #	Club	Age Class
1:00.78	Mckenna Yurach	S821	Prince Albert	JUNIOR
1:01.54	Sheridan Morin	SR146	Regina	JUVENILE
1:01.90	Clark McMaster	SR238	Regina	JUVENILE
1:02.26	Tenielle Workman	SR105	Regina	JUVENILE
1:03.84	Roslynn Dagenais	SR268	Regina	MIDGET
1:04.49	Nick Hennig	SR174	Regina	JUVENILE
1:08.00	Shealynn Stevenson	S24	Saskatoon	JUVENILE
1:08.32	Sarah Craven	S55	Saskatoon	JUVENILE
1:09.11	Amy Piluk	SR285	Regina	MIDGET
1:25.00	Faith Ogundipe	S342	Moose Jaw	JUNIOR
1:42.05	Kyle Moore	SR234	Regina	JUVENILE

Total for Group: 11**Jun-Sen-Master**

Seed Time	Skater Name	Skater #	Club	Age Class
0:00.01	Chelsea Piluk	SR271	Regina	SENIOR
0:50.00	Randy Plett	325	Manitoba	Masters 45-49
0:53.61	Adam Greuel	S89	Saskatoon	INTERMEDIATE
0:54.65	John Morris	S300	Moose Jaw	Masters 40-44
0:59.46	Emma Norman	SR163	Regina	JUNIOR
1:02.47	Victoria Piluk	SR126	Regina	JUNIOR

Total for Group: 6**Division: Active Start****Cradle (Group4)**

Seed Time	Skater Name	Skater #	Club	Age Class
0:00.01	John Bryksa	SR131	Regina	CRADLE
0:00.01	Ella Cloutier	SR184	Regina	CRADLE

Total for Group: 2

Division: WG, T2T,MS,SEN,Jun

WinterGames Female

Seed Time	Skater Name	Skater #	Club	Age Class
0:48.22	Madeleine Yager	S39	Saskatoon	WinterGames
0:50.90	Katie Kokotailo-Waterer	S30	Saskatoon	WinterGames
0:51.59	Morgan Boutin	S53	Saskatoon	WinterGames
0:51.75	Katie Babich	S100	Saskatoon	WinterGames
0:52.41	Taylor Leugner	SR140	Regina	WinterGames
0:52.53	Stephanie Kendall	S327	Moose Jaw	WinterGames
0:54.25	Christina Thiel	SR190	Regina	WinterGames
0:54.60	Ashlee Holmes	SR253	Regina	WinterGames
0:55.68	Lindsay Fish	S385	Moose Jaw	WinterGames

Total for Group: 9

WinterGames Male

Seed Time	Skater Name	Skater #	Club	Age Class
0:45.89	Michael Marsh	S425	Saskatoon	WinterGames
0:46.52	Jesse Slusar	SN799	Nipawin	WinterGames
0:47.53	Lucas Morin	S34	Saskatoon	WinterGames
0:47.63	Keegan Christ	SR239	Regina	WinterGames
0:47.71	Morgan Jungwirth	S16	Saskatoon	WinterGames
0:48.30	Pieter Stoffel	S49	Saskatoon	WinterGames
0:48.39	Ian Hudey	SR237	Regina	WinterGames
0:48.89	Alex Horst	SR284	Regina	WinterGames
0:49.37	Graham Solie	S418	Saskatoon	WinterGames
0:51.93	Sean Hope	SR269	Regina	WinterGames

Total for Group: 10

FRIDAY PROGRAM

Age Class	Event	Sub	Day	Time
Warmups			Friday	5:00-5:40
Flood			Friday	5:40-6:00
CWG	1500	Heats	Friday	6:00-9:00
Junior	1500	Heats	Friday	6:00-9:00
NeoSenior-Master	1500	Heats	Friday	6:00-9:00
CWG	1500	Finals	Friday	6:00-9:00
Junior	1500	Finals	Friday	6:00-9:00
NeoSenior-Master	1500	Finals	Friday	6:00-9:00

SATURDAY PROGRAM

Age Class	Event	Sub	Day	Time
Warmups			Saturday	7:00-7:40
Flood			Saturday	7:40-8:00
Learn2Train	Barrel Racing		Saturday	8:00-8:20
Learn2Train	Chuck Skating		Saturday	8:20-8:40
CWG	500	Heats	Saturday	8:40-9:00
FUNdamentals	Chicken Run		Saturday	9:00-9:20
FUNdamentals	Barrel Racing		Saturday	9:20-10:00
CWG	500	Semis	Saturday	10:20-10:40
Learn2Train	Drag Race	Finals 1-3	Saturday	10:40-11:00
FUNdamentals	Drag Race	Finals 1-3	Saturday	11:00-11:20
CWG	500	Finals	Saturday	11:20-11:40
Active Start			Saturday	12:00-12:20
Flood			Saturday	12:20-12:40
Warmups			Saturday	1:00-1:30
T2T-Div1	500	Heats	Saturday	1:30-6:00
T2T-Div2	400	Heats	Saturday	1:30-6:00
Jun-Sen-Master	500	Heats	Saturday	1:30-6:00
CWG	1000	Heats	Saturday	1:30-6:00
T2T-Div1	500	Finals	Saturday	1:30-6:00
T2T-Div2	400	Finals	Saturday	1:30-6:00
T2T-Div1	1500	Heats	Saturday	1:30-6:00
T2T-Div2	300	Heats	Saturday	1:30-6:00
Jun-Sen-Master	500	Finals	Saturday	1:30-6:00
T2T-Div1	1500	Finals	Saturday	1:30-6:00
T2T-Div2	300	Finals	Saturday	1:30-6:00
Jun-Sen-Master	1000	Heats	Saturday	1:30-6:00
T2T-Div2	10min-2p relay	Finals	Saturday	1:30-6:00

SUNDAY PROGRAM

Age Class	Event	Sub	Day	Time
Warmups			Sunday	7:00-7:40
Flood			Sunday	7:40-8:00
T2T-Div1	100 Pursuit	Heats	Sunday	8:00-12:00
T2T-Div2	100 Pursuit	Heats	Sunday	8:00-12:00
CWG	1000	Semis	Sunday	8:00-12:00
T2T-Div1	100 Pursuit	Finals	Sunday	8:00-12:00
T2T-Div2	100 Pursuit	Finals	Sunday	8:00-12:00
NeoSenior-Master	1000	Finals	Sunday	8:00-12:00
T2T-Div1	3000 Points	Finals	Sunday	8:00-12:00
T2T-Div2	3000 Points	Finals	Sunday	8:00-12:00
NeoSenior-Master	Super 1500	Finals	Sunday	8:00-12:00
CWG	1000	Finals	Sunday	8:00-12:00
T2T-Div1	3000 Relay	Finals	Sunday	8:00-12:00
T2T-Div2	3000 Relay	Finals	Sunday	8:00-12:00
Active Start			Sunday	12-12:20
Flood			Sunday	12:20-12:40
Warmups			Sunday	1:00-1:30
CWG	Super 1500	Finals	Sunday	1:30-5:00
FUNdamentals	1 Lap	Final-1	Sunday	1:30-5:00
Learn2Train	1 Lap	Final-1	Sunday	1:30-5:00
FUNdamentals	1 Lap	Final-2	Sunday	1:30-5:00
Learn2Train	1 Lap	Final-2	Sunday	1:30-5:00
FUNdamentals	2 Lap	Final-1	Sunday	1:30-5:00
Learn2Train	2 Lap	Final-1	Sunday	1:30-5:00
FUNdamentals	2 Lap	Final-2	Sunday	1:30-5:00
Learn2Train	2 Lap	Final-2	Sunday	1:30-5:00
FUNdamentals	3 Lap	Final-1	Sunday	1:30-5:00
Learn2Train	4 Lap	Final-1	Sunday	1:30-5:00
FUNdamentals	3 Lap	Final-2	Sunday	1:30-5:00
Learn2Train	4 Lap	Final-2	Sunday	1:30-5:00

Race Program Index

Wednesday, November 03, 2010

Page 1 of 1

Order	Class/Gender	Skaters	Distance	On Line	Block	# Races	Advance
1	Train-2-Train 1	13	500	4	H	4	Top 1 + 0
2	Train-2-Train 2	11	400	4	H	3	Top 1 + 1
3	Train-2-Train 1	13	500	4	F	4	
4	Train-2-Train 2	11	400	4	F	3	
5	Train-2-Train 1	13	1500	6	H	3	Top 2 + 0
6	Train-2-Train 2	11	300	4	H	3	Top 1 + 1
7	Train-2-Train 1	13	1500	6	F	3	
8	Train-2-Train 2	11	300	4	F	3	
9	Train-2-Train 1	13	100	7	H	2	Top 3 + 1
10	Train-2-Train 2	11	100	6	H	2	Top 3 + 0
11	Train-2-Train 1	13	100	7	F	2	
12	Train-2-Train 2	11	100	6	F	2	
13	Train-2-Train 1	13	3000	7	H	2	Top 3 + 1
14	Train-2-Train 2	11	3000	6	H	2	Top 3 + 0
15	Train-2-Train 1	13	3000	7	F	2	
16	Train-2-Train 2	11	3000	6	F	2	
17	Jun-Sen-Master	6	1500	6	H	1	Top 6
18	Jun-Sen-Master	6	1500	6	F	1	
19	Jun-Sen-Master	6	500	4	H	2	Top 2
20	Jun-Sen-Master	6	500	4	F	2	
21	Jun-Sen-Master	6	1000	4	H	2	Top 2
22	Jun-Sen-Master	6	1000	4	F	2	
23	Jun-Sen-Master	6	1501	6	H	1	Top 6
24	Jun-Sen-Master	6	1501	6	F	1	

Race Program Index

Wednesday, November 03, 2010

Page 1 of 1

Order	Class/Gender	Skaters	Distance	On Line	Block	# Races	Advance
1	WinterGames Female	9	1500	6	H	2	Top 3 + 0
2	WinterGames Male	10	1500	6	H	2	Top 3 + 0
3	WinterGames Female	9	1500	6	F	2	
4	WinterGames Male	10	1500	6	F	2	
5	WinterGames Female	9	500	3	Q	3	Top 2
6	WinterGames Male	10	500	4	Q	3	Top 2
7	WinterGames Female	9	500	3	S	3	Top 2
8	WinterGames Male	10	500	4	S	3	Top 2
9	WinterGames Female	9	500	3	F	3	
10	WinterGames Male	10	500	4	F	3	
11	WinterGames Female	9	1000	3	Q	3	Top 2
12	WinterGames Male	10	1000	4	Q	3	Top 2
13	WinterGames Female	9	1000	3	S	3	Top 2
14	WinterGames Male	10	1000	4	S	3	Top 2
15	WinterGames Female	9	1000	3	F	3	
16	WinterGames Male	10	1000	4	F	3	
17	WinterGames Female	9	1501	6	H	2	Top 3 + 0
18	WinterGames Male	10	1501	6	H	2	Top 3 + 0
19	WinterGames Female	9	1501	6	F	2	
20	WinterGames Male	10	1501	6	F	2	

Fundamentals

Team Results - Chicken Run and Barrel

Yara Fall Classic

Team: 2	Skater Name	Number	Club	Points: 298
	Benjiman Bigelow	SR144	Regina	
	Derek Frombach	SR109	Regina	
	Molly Morris	S314	Moose Jaw	
	Sam Moyse	S313	Moose Jaw	

Team: 3	Skater Name	Number	Club	Points: 272
	Cyandra Cornish	SR287	Regina	
	Jacob Krueger	SH534	Humboldt	
	Mya Viczko	S335	Moose Jaw	
	Tucker Pelzer	SR111	Regina	

Team: 1	Skater Name	Number	Club	Points: 246
	Colton Tomczak	SR177	Regina	
	Hunter Viczko	S340	Moose Jaw	
	Jenna Bryksa	SR198	Regina	
	Tanya Workman	SR207	Regina	
	Torin McMaster	SR240	Regina	

Learn-to-Train - Traditional Races - Final Results

Overall Time	No.	Name	Club	Distance	Best Time
105.62	S340	Hunter Viczko	Moose Jaw	1 Lap	15.67
				2 Laps	30.27
				3 Laps	43.17
				Drag race	16.51
112.79	SR144	Benjiman Bigelow	Regina	1 Lap	16.89
				2 Laps	32.32
				3 Laps	47.23
				Drag race	16.35
113.49	S335	Mya Viczko	Moose Jaw	1 Lap	16.96
				2 Laps	31.78
				3 Laps	47.48
				Drag race	17.27
114.99	SH534	Jacob Krueger	Humboldt	1 Lap	16.76
				2 Laps	31.61
				3 Laps	49.26
				Drag race	17.36
116.17	S313	Sam Moyse	Moose Jaw	1 Lap	17.29
				2 Laps	32.52
				3 Laps	49.19
				Drag race	17.17
120.70	SR198	Jenna Bryksa	Regina	1 Lap	17.65
				2 Laps	34.28
				3 Laps	51.25
				Drag race	17.52
124.10	SR207	Tanya Workman	Regina	1 Lap	18.05
				2 Laps	33.45
				3 Laps	55.16
				Drag race	17.44
126.47	SR109	Derek Frombach	Regina	1 Lap	18.89
				2 Laps	36.54
				3 Laps	54.28
				Drag race	16.76
127.18	S314	Molly Morris	Moose Jaw	1 Lap	19.72
				2 Laps	36.45
				3 Laps	52.23
				Drag race	18.78
130.53	SR287	Cyandra Cornish	Regina	1 Lap	19.74
				2 Laps	35.70
				3 Laps	58.62
				Drag race	16.47
138.20	SR177	Colton Tomczak	Regina	1 Lap	21.24
				2 Laps	38.82
				3 Laps	58.75
				Drag race	19.39
139.55	SR240	Torin McMaster	Regina	1 Lap	20.87

Overall Time	No.	Name	Club	Distance	Best Time
139.55	SR240	Torin McMaster	Regina	2 Laps	38.57
				3 Laps	60.15
				Drag race	19.96
143.75	SR111	Tucker Pelzer	Regina	1 Lap	19.29
				2 Laps	44.44
				3 Laps	62.08
				Drag race	17.94

Learn-to-Train

Team Results - Barrel and Chuck Racing

Yara Fall Classic

Team: 4				Points: 241
----------------	--	--	--	--------------------

Skater Name	Number	Club
Alex Fish	S366	Moose Jaw
Lauren Markewich	SR260	Regina
Matthew Scutchings	S93	Saskatoon
Olivia Moyse	S306	Moose Jaw
Stephen Daverne	SR186	Regina

Team: 1				Points: 233
----------------	--	--	--	--------------------

Skater Name	Number	Club
Andrew Markewich	SR259	Regina
Brynne McMaster	SR243	Regina
Mason Viczko	S334	Moose Jaw
Matthew Ingold	S326	Moose Jaw

Team: 3				Points: 141
----------------	--	--	--	--------------------

Skater Name	Number	Club
Abigail Fuchs	S401	Saskatoon
Brandyn Marche	SR265	Regina
David Marsh	S32	Saskatoon
Jane Morris	S303	Moose Jaw
Nigel Krueger	SH505	Humboldt

Team: 2				Points: 116
----------------	--	--	--	--------------------

Skater Name	Number	Club
Brianne Cipywynk	SR108	Regina
Gabrielle Sanson	S308	Moose Jaw
Jordan Stevenson	S81	Saskatoon
Mckenzie Millar	SR176	Regina
Tim Wheler	S8	Saskatoon

Learn-to-Train - Traditional Races - Final Results

Overall Time	No.	Name	Club	Distance	Best Time
98.56	S334	Mason Viczko	Moose Jaw	1 Lap	13.17
				2 Laps	24.13
				4 Laps	46.62
				Drag race	14.64
99.43	S308	Gabrielle Sanson	Moose Jaw	1 Lap	13.40
				2 Laps	24.41
				4 Laps	47.30
				Drag race	14.32
104.19	S366	Alex Fish	Moose Jaw	1 Lap	14.06
				2 Laps	25.52
				4 Laps	49.39
				Drag race	15.22
105.98	S306	Olivia Moyse	Moose Jaw	1 Lap	14.31
				2 Laps	25.75
				4 Laps	50.32
				Drag race	15.60
107.39	S32	David Marsh	Saskatoon	1 Lap	14.43
				2 Laps	25.89
				4 Laps	50.56
				Drag race	16.51
109.10	S326	Matthew Ingold	Moose Jaw	1 Lap	14.16
				2 Laps	27.05
				4 Laps	51.97
				Drag race	15.92
113.34	S303	Jane Morris	Moose Jaw	1 Lap	15.39
				2 Laps	27.98
				4 Laps	53.47
				Drag race	16.50
113.48	SR186	Stephen Daverne	Regina	1 Lap	14.70
				2 Laps	27.93
				4 Laps	55.03
				Drag race	15.82
116.21	SR265	Brandyn Marche	Regina	1 Lap	14.97
				2 Laps	28.41
				4 Laps	56.10
				Drag race	16.73
117.18	S93	Matthew Scutchings	Saskatoon	1 Lap	15.68
				2 Laps	29.30
				4 Laps	55.79
				Drag race	16.41
117.28	SH505	Nigel Krueger	Humboldt	1 Lap	15.74
				2 Laps	28.62
				4 Laps	56.43
				Drag race	16.49
132.08	SR259	Andrew Markewich	Regina	1 Lap	17.07

Overall Time	No.	Name	Club	Distance	Best Time
132.08	SR259	Andrew Markewich	Regina	2 Laps	32.49
				4 Laps	65.85
				Drag race	16.67
132.60	SR243	Brynne McMaster	Regina	1 Lap	18.32
				2 Laps	31.56
				4 Laps	65.85
				Drag race	16.87
133.60	S81	Jordan Stevenson	Saskatoon	1 Lap	17.11
				2 Laps	33.25
				4 Laps	64.30
				Drag race	18.94
152.18	SR176	Mckenzie Millar	Regina	1 Lap	18.30
				2 Laps	37.09
				4 Laps	77.28
				Drag race	19.51
158.73	S401	Abigail Fuchs	Saskatoon	1 Lap	19.61
				2 Laps	42.10
				4 Laps	79.18
				Drag race	17.84
165.31	SR108	Brienne Cipywink	Regina	1 Lap	20.48
				2 Laps	41.13
				4 Laps	85.08
				Drag race	18.62
165.88	SR260	Lauren Markewich	Regina	1 Lap	20.82
				2 Laps	41.55
				4 Laps	83.23
				Drag race	20.28
656.96	S8	Tim Wheler	Saskatoon	1 Lap	14.77
				2 Laps	27.14
				4 Laps	599.00
				Drag race	16.05

RESULTS

10 Minute 2-Person Relay

Train-to-Train Div 2

Team	Helmet Colour	Skater #1	Skater #2	Laps Skated	Placing
1	Purple	Tenielle Workman	Faith Ogundipe	38	5th
2	Yellow	Any Piluk	Mckenna Yurach	41	3rd
3	Green (Teal)	Roslynn Degenais	Sheridan Morin	42	1 st - Tie
4	Lime	Nick Hennig	Sarah Craven	40	4th
5	Blue	Clark McMaster	Shealynn Stevenson	42	1 st - Tie

Jun-Sen-Master

Final Point Standings

Yara Fall Classic - Train-to-Train
Oct 30-31, 2010

S89	Adam Greuel (Saskatoon Lions Speed Skating Club)								SEED 0:53.61	POINTS 3298	Rank 1
500		1000				1500				1501	
Event	Time	Pl.	Pts.	Event	Time	Pl.	Pts.	Event	Time	Pl.	Pts.
Heat B	0:51.22	2		Heat A	1:45.69	1		Heat A	2:59.86	1	
Final 1	0:50.62	2	816	Final 1	1:42.94	2	816	Final 1	2:48.07	1	1000
								Final 1	2:55.11	3	666
<hr/>											
325	Randy Plett (Manitoba Speed Skating Association)								SEED 0:50.00	POINTS 3000	Rank 2
500		1000				1500				1501	
Event	Time	Pl.	Pts.	Event	Time	Pl.	Pts.	Event	Time	Pl.	Pts.
Heat B	0:50.78	1		Heat B	1:44.09	1		Heat A	0:00.00	NS	
Final 1	0:49.93	1	1000	Final 1	1:42.86	1	1000	Final 1	0:00.00	NS	0
								Final 1	2:40.91	1	1000
<hr/>											
SR271	Chelsea Piluk (Regina Speed Skating Club)								SEED 0:00.01	POINTS 2345	Rank 3
500		1000				1500				1501	
Event	Time	Pl.	Pts.	Event	Time	Pl.	Pts.	Event	Time	Pl.	Pts.
Heat A	0:58.45	3		Heat B	2:03.97	2		Heat A	3:15.34	2	
Final 2	0:58.50	1	443	Final 1	2:00.71	4	543	Final 1	2:59.64	2	816
								Final 1	3:11.04	4	543
<hr/>											
S300	John Morris (Moose Jaw Kiwanis Speed Skating Club)								SEED 0:54.65	POINTS 2148	Rank 4
500		1000				1500				1501	
Event	Time	Pl.	Pts.	Event	Time	Pl.	Pts.	Event	Time	Pl.	Pts.
Heat A	0:54.76	1		Heat A	2:00.37	2		Heat A	0:00.00	NS	
Final 1	0:54.43	3	666	Final 1	1:50.32	3	666	Final 1	0:00.00	NS	0
								Final 1	2:49.76	2	816
<hr/>											
SR163	Emma Norman (Regina Speed Skating Club)								SEED 0:59.46	POINTS 2095	Rank 5
500		1000				1500				1501	
Event	Time	Pl.	Pts.	Event	Time	Pl.	Pts.	Event	Time	Pl.	Pts.
Heat A	0:58.16	2		Heat A	2:11.44	3		Heat A	3:43.55	3	
Final 1	0:58.29	4	543	Final 2	2:06.62	1	443	Final 1	3:34.76	3	666
								Final 1	3:27.63	5	443
<hr/>											
SR126	Victoria Piluk (Regina Speed Skating Club)								SEED 1:02.47	POINTS 1629	Rank 6
500		1000				1500				1501	
Event	Time	Pl.	Pts.	Event	Time	Pl.	Pts.	Event	Time	Pl.	Pts.
Heat B	1:03.45	3		Heat B	0:00.00	NS		Heat A	4:06.10	4	
Final 2	1:11.99	2	362	Final 2	0:00.00	NS	362	Final 1	3:51.64	4	543
								Final 1	0:00.00	NS	362

Train-2-Train 1

Final Point Standings

Yara Fall Classic - Train-to-Train
Oct 30-31, 2010

SR280	Evan Kupchyk (Regina Speed Skating Club)				SEED 0:54.01				POINTS 3632				Rank 1			
100				500				1500				3000				
Event	Time	Pl.	Pts.	Event	Time	Pl.	Pts.	Event	Time	Pl.	Pts.	Event	Time	Pl.	Pts.	
Heat A	0:12.45	1		Heat A	0:56.64	1		Heat B	2:59.92	1		Heat B	0:00.00			
Final 1	0:12.33	1	1000	Final 1	0:54.19	1	1000	Final 1	2:55.68	2	816	Final 1	6:05.27	2	816	
<hr/>																
S365	Graeme Fish (Moose Jaw Kiwanis Speed Skating Club)				SEED 0:55.23				POINTS 3259				Rank 2			
100				500				1500				3000				
Event	Time	Pl.	Pts.	Event	Time	Pl.	Pts.	Event	Time	Pl.	Pts.	Event	Time	Pl.	Pts.	
Heat A	0:13.41	4		Heat D	0:54.91	1		Heat C	2:52.87	1		Heat A	0:00.00			
Final 1	0:13.48	5	443	Final 1	0:54.52	2	816	Final 1	2:52.42	1	1000	Final 1	6:01.71	1	1000	
<hr/>																
S66	Caleb Morin (Saskatoon Lions Speed Skating Club)				SEED 0:55.69				POINTS 2221				Rank 3			
100				500				1500				3000				
Event	Time	Pl.	Pts.	Event	Time	Pl.	Pts.	Event	Time	Pl.	Pts.	Event	Time	Pl.	Pts.	
Heat A	0:12.93	3		Heat C	1:15.12	3		Heat A	3:03.74	2		Heat A	0:00.00			
Final 1	0:12.91	2	816	Final 3	0:57.77	1	196	Final 1	2:56.79	3	666	Final 1	6:05.67	4	543	
<hr/>																
S41	Juliette Wheler (Saskatoon Lions Speed Skating Club)				SEED 0:54.40				POINTS 2072				Rank 4			
100				500				1500				3000				
Event	Time	Pl.	Pts.	Event	Time	Pl.	Pts.	Event	Time	Pl.	Pts.	Event	Time	Pl.	Pts.	
Heat A	0:12.85	2		Heat B	0:54.63	1		Heat A	3:00.58	1		Heat B	0:00.00			
Final 1	0:13.05	4	543	Final 1	1:00.04	4	543	Final 1	2:57.26	4	543	Final 1	6:05.85	5	443	
<hr/>																
S38	Marco Schuman (Saskatoon Lions Speed Skating Club)				SEED 0:55.77				POINTS 2016				Rank 5			
100				500				1500				3000				
Event	Time	Pl.	Pts.	Event	Time	Pl.	Pts.	Event	Time	Pl.	Pts.	Event	Time	Pl.	Pts.	
Heat B	0:12.89	1		Heat B	0:54.93	2		Heat C	2:53.82	2		Heat B	0:00.00			
Final 1	0:13.01	3	666	Final 2	1:09.89	4	241	Final 1	3:00.01	5	443	Final 1	6:05.47	3	666	
<hr/>																
SN780	Rachel Slusar (Nipawin Speed Skating Club)				SEED 0:54.71				POINTS 1462				Rank 6			
100				500				1500				3000				
Event	Time	Pl.	Pts.	Event	Time	Pl.	Pts.	Event	Time	Pl.	Pts.	Event	Time	Pl.	Pts.	
Heat A	0:13.46	5		Heat D	0:56.24	2		Heat C	2:57.76	3		Heat A	0:00.00			
Final 1	0:13.67	6	362	Final 2	0:59.73	1	443	Final 2	2:59.03	1	295	Final 1	6:14.11	6	362	
<hr/>																
SR264	Amber Holmes (Regina Speed Skating Club)				SEED 0:54.45				POINTS 892				Rank 7			
100				500				1500				3000				
Event	Time	Pl.	Pts.	Event	Time	Pl.	Pts.	Event	Time	Pl.	Pts.	Event	Time	Pl.	Pts.	
Heat A	0:59.99	6		Heat C	0:59.13	1		Heat A	3:24.35	4		Heat A	0:00.00			
Final 2	0:59.99	6	96	Final 1	0:58.34	3	666	Final 2	3:07.70	5	130	Final 1	0:00.00	NS	0	
<hr/>																
S407	Jessica Marsh (Saskatoon Lions Speed Skating Club)				SEED 0:56.47				POINTS 848				Rank 8			
100				500				1500				3000				
Event	Time	Pl.	Pts.	Event	Time	Pl.	Pts.	Event	Time	Pl.	Pts.	Event	Time	Pl.	Pts.	
Heat B	0:14.04	5		Heat A	0:58.88	2		Heat B	3:04.58	3		Heat B	0:00.00			
Final 2	0:14.23	4	160	Final 2	1:01.07	2	362	Final 2	3:03.51	3	196	Final 2	6:30.56	4	130	
<hr/>																
S33	Jorn Schuman (Saskatoon Lions Speed Skating Club)				SEED 0:59.25				POINTS 819				Rank 9			
100				500				1500				3000				
Event	Time	Pl.	Pts.	Event	Time	Pl.	Pts.	Event	Time	Pl.	Pts.	Event	Time	Pl.	Pts.	
Heat B	0:14.39	6		Heat D	0:59.61	4		Heat B	3:02.05	2		Heat B	0:00.00			
Final 2	0:14.25	5	130	Final 4	1:00.97	1	86	Final 1	3:01.26	6	362	Final 2	6:18.26	1	241	

Train-2-Train 1**Final Point Standings**Yara Fall Classic - Train-to-Train
Oct 30-31, 2010**SR203** Stephen Hope (Regina Speed Skating Club) SEED 0:57.84 POINTS **811** Rank **10**

100				500				1500				3000			
Event	Time	Pl.	Pts.	Event	Time	Pl.	Pts.	Event	Time	Pl.	Pts.	Event	Time	Pl.	Pts.
Heat B	0:13.52	3		Heat A	0:59.57	3		Heat A	3:08.23	3		Heat B	0:00.00		
Final 2	0:13.36	1	295	Final 3	1:01.66	2	160	Final 2	3:03.78	4	160	Final 2	6:24.04	2	196

S43 Lukas Conly (Saskatoon Lions Speed Skating Club) SEED 0:59.88 POINTS **772** Rank **11**

100				500				1500				3000			
Event	Time	Pl.	Pts.	Event	Time	Pl.	Pts.	Event	Time	Pl.	Pts.	Event	Time	Pl.	Pts.
Heat B	0:13.52	2		Heat D	0:58.59	3		Heat C	3:05.42	4		Heat A	0:00.00		
Final 2	0:13.70	2	241	Final 3	1:06.43	3	130	Final 2	3:02.23	2	241	Final 2	6:29.76	3	160

S99 Jared Bechtel (Saskatoon Lions Speed Skating Club) SEED 0:58.66 POINTS **703** Rank **12**

100				500				1500				3000			
Event	Time	Pl.	Pts.	Event	Time	Pl.	Pts.	Event	Time	Pl.	Pts.	Event	Time	Pl.	Pts.
Heat B	0:13.89	4		Heat C	1:00.52	2		Heat B	3:10.80	4		Heat A	0:00.00		
Final 2	0:14.22	3	196	Final 2	1:03.94	3	295	Final 2	3:10.80	6	106	Final 2	0:00.00	NF	106

SR159 Joshua Betcher (Regina Speed Skating Club) SEED 0:58.08 POINTS **202** Rank **13**

100				500				1500				3000			
Event	Time	Pl.	Pts.	Event	Time	Pl.	Pts.	Event	Time	Pl.	Pts.	Event	Time	Pl.	Pts.
Heat B	0:59.99	7		Heat B	1:25.07	3		Heat B	0:00.00	NS		Heat B	0:00.00		
Final 2	0:59.99	6	96	Final 3	1:20.03	4	106	Final 3	0:00.00	NS	0	Final 2	0:00.00	NS	0

Train-2-Train 2

Final Point Standings

Yara Fall Classic - Train-to-Train
Oct 30-31, 2010

SR105 Tienielle Workman (Regina Speed Skating Club)				SEED 1:02.26				POINTS 3178				Rank 1			
100				300				400				3000			
Event	Time	Pl.	Pts.	Event	Time	Pl.	Pts.	Event	Time	Pl.	Pts.	Event	Time	Pl.	Pts.
Heat A	0:14.15	2		Heat B	0:37.53	1		Heat C	0:51.53	1		Heat A	0:00.00		
Final 1	0:23.12	6	362	Final 1	0:37.30	2	816	Final 1	0:50.92	1	1000	Final 1	7:00.76	1	1000
SR21 Mckenna Yurach (Prince Albert Speed Skating Club)				SEED 1:00.78				POINTS 3178				Rank 1			
100				300				400				3000			
Event	Time	Pl.	Pts.	Event	Time	Pl.	Pts.	Event	Time	Pl.	Pts.	Event	Time	Pl.	Pts.
Heat A	0:13.98	1		Heat C	0:37.88	1		Heat A	0:50.08	1		Heat B	0:00.00		
Final 1	0:13.92	1	1000	Final 1	0:36.99	1	1000	Final 1	0:51.31	2	816	Final 1	7:35.23	6	362
SR268 Roslynn Dagenais (Regina Speed Skating Club)				SEED 1:03.84				POINTS 2318				Rank 3			
100				300				400				3000			
Event	Time	Pl.	Pts.	Event	Time	Pl.	Pts.	Event	Time	Pl.	Pts.	Event	Time	Pl.	Pts.
Heat A	0:14.15	3		Heat A	0:39.27	1		Heat B	0:51.13	2		Heat A	0:00.00		
Final 1	0:14.30	3	666	Final 1	0:38.64	3	666	Final 1	1:00.74	4	543	Final 1	7:21.00	5	443
SR146 Sheridan Morin (Regina Speed Skating Club)				SEED 1:01.54				POINTS 2289				Rank 4			
100				300				400				3000			
Event	Time	Pl.	Pts.	Event	Time	Pl.	Pts.	Event	Time	Pl.	Pts.	Event	Time	Pl.	Pts.
Heat B	0:14.36	2		Heat B	0:38.84	2		Heat B	1:02.18	3		Heat B	0:00.00		
Final 1	0:14.30	2	816	Final 2	0:38.64	2	362	Final 2	2:37.53	3	295	Final 1	7:04.10	2	816
S55 Sarah Craven (Saskatoon Lions Speed Skating Club)				SEED 1:08.32				POINTS 1971				Rank 5			
100				300				400				3000			
Event	Time	Pl.	Pts.	Event	Time	Pl.	Pts.	Event	Time	Pl.	Pts.	Event	Time	Pl.	Pts.
Heat A	0:20.18	6		Heat A	0:39.86	2		Heat B	0:50.90	1		Heat B	0:00.00		
Final 2	0:15.12	3	196	Final 2	0:38.30	1	443	Final 1	0:58.78	3	666	Final 1	7:11.65	3	666
SR174 Nick Hennig (Regina Speed Skating Club)				SEED 1:04.49				POINTS 1643				Rank 6			
100				300				400				3000			
Event	Time	Pl.	Pts.	Event	Time	Pl.	Pts.	Event	Time	Pl.	Pts.	Event	Time	Pl.	Pts.
Heat B	0:14.11	1		Heat B	0:39.30	3		Heat A	0:57.62	3		Heat A	0:00.00		
Final 1	0:16.33	5	443	Final 2	0:38.69	3	295	Final 2	0:59.04	2	362	Final 1	7:08.36	4	543
SR238 Clark McMaster (Regina Speed Skating Club)				SEED 1:01.90				POINTS 1374				Rank 7			
100				300				400				3000			
Event	Time	Pl.	Pts.	Event	Time	Pl.	Pts.	Event	Time	Pl.	Pts.	Event	Time	Pl.	Pts.
Heat A	0:14.58	4		Heat C	0:38.62	2		Heat C	1:00.37	2		Heat A	0:00.00		
Final 2	0:14.44	1	295	Final 1	0:39.00	4	543	Final 2	0:00.00	DO	241	Final 2	7:20.26	1	295
S24 Shealynn Stevenson (Saskatoon Lions Speed Skating Clu)				SEED 1:08.00				POINTS 1166				Rank 8			
100				300				400				3000			
Event	Time	Pl.	Pts.	Event	Time	Pl.	Pts.	Event	Time	Pl.	Pts.	Event	Time	Pl.	Pts.
Heat A	0:14.78	5		Heat C	0:38.93	3		Heat A	0:51.59	2		Heat B	0:00.00		
Final 2	0:14.55	2	241	Final 2	0:39.18	4	241	Final 2	0:53.21	1	443	Final 2	7:22.91	2	241
SR285 Amy Piluk (Regina Speed Skating Club)				SEED 1:09.11				POINTS 1131				Rank 9			
100				300				400				3000			
Event	Time	Pl.	Pts.	Event	Time	Pl.	Pts.	Event	Time	Pl.	Pts.	Event	Time	Pl.	Pts.
Heat B	0:15.36	3		Heat A	0:40.56	3		Heat C	1:03.27	3		Heat B	0:00.00		
Final 1	0:15.53	4	543	Final 3	0:40.69	1	196	Final 3	0:53.84	1	196	Final 2	8:40.07	3	196

Train-2-Train 2**Final Point Standings**Yara Fall Classic - Train-to-Train
Oct 30-31, 2010

S342 Faith Ogundipe (Moose Jaw Kiwanis Speed Skating Club)				SEED 1:25.00				POINTS 450				Rank 10			
100				300				400				3000			
Event	Time	Pl.	Pts.	Event	Time	Pl.	Pts.	Event	Time	Pl.	Pts.	Event	Time	Pl.	Pts.
Heat B	0:18.63	4		Heat C	0:47.90	4		Heat C	1:14.27	4		Heat A	0:00.00		
Final 2	0:17.47	4	160	Final 3	0:49.57	2	160	Final 3	1:20.43	3	130	Final 2	0:00.00	NS	0

SR234 Kyle Moore (Regina Speed Skating Club)				SEED 1:42.05				POINTS 290				Rank 11			
100				300				400				3000			
Event	Time	Pl.	Pts.	Event	Time	Pl.	Pts.	Event	Time	Pl.	Pts.	Event	Time	Pl.	Pts.
Heat B	0:59.99	5		Heat A	1:06.42	4		Heat B	1:08.76	4		Heat A	0:00.00		
Final 2	0:59.99	5	130	Final 3	0:00.00	NS	0	Final 3	1:18.53	2	160	Final 2	0:00.00	NS	0

S39	Madeleine Yager (Saskatoon Lions Speed Skating Club)				SEED 0:48.22	POINTS 4000	Rank 1
500		1000		1500		1501	
Event	Time	Pl.	Pts.	Event	Time	Pl.	Pts.
Qual B	0:49.07	1		Qual C	1:46.46	1	
Semi A	0:48.88	1		Semi B	1:48.04	1	
Final 1	0:49.35	1	1000	Final 1	1:43.44	1	1000
Event	Time	Pl.	Pts.	Event	Time	Pl.	Pts.
Heat A	2:43.10	1		Heat B	0:00.00		
Final 1	2:54.25	1	1000	Final 1	2:42.19	1	1000
S100	Katie Babich (Saskatoon Lions Speed Skating Club)				SEED 0:51.75	POINTS 2891	Rank 2
500		1000		1500		1501	
Event	Time	Pl.	Pts.	Event	Time	Pl.	Pts.
Qual C	0:51.93	1		Qual A	1:46.41	1	
Semi B	0:52.80	1		Semi A	1:50.08	1	
Final 1	0:52.76	2	816	Final 1	1:44.94	2	816
Event	Time	Pl.	Pts.	Event	Time	Pl.	Pts.
Heat A	2:45.54	2		Heat A	0:00.00		
Final 1	2:55.60	5	443	Final 1	2:43.81	2	816
S53	Morgan Boutin (Saskatoon Lions Speed Skating Club)				SEED 0:51.59	POINTS 2218	Rank 3
500		1000		1500		1501	
Event	Time	Pl.	Pts.	Event	Time	Pl.	Pts.
Qual A	0:00.00	DS		Qual B	1:49.72	1	
Semi C	0:54.12	1		Semi B	2:03.36	3	
Final 2	0:52.66	1	443	Final 2	1:48.91	1	443
Event	Time	Pl.	Pts.	Event	Time	Pl.	Pts.
Heat B	2:59.29	3		Heat B	0:00.00		
Final 1	2:55.33	3	666	Final 1	2:44.10	3	666
S30	Katie Kokotailo-Waterer (Saskatoon Lions Speed Skating)				SEED 0:50.90	POINTS 2164	Rank 4
500		1000		1500		1501	
Event	Time	Pl.	Pts.	Event	Time	Pl.	Pts.
Qual C	0:52.26	2		Qual B	1:50.02	2	
Semi A	1:05.16	3		Semi A	1:50.49	2	
Final 2	0:53.03	2	362	Final 1	0:00.00	DB	543
Event	Time	Pl.	Pts.	Event	Time	Pl.	Pts.
Heat B	2:56.18	1		Heat A	0:00.00		
Final 1	2:55.24	2	816	Final 1	2:44.43	5	443
S327	Stephanie Kendall (Moose Jaw Kiwanis Speed Skating Cl)				SEED 0:52.53	POINTS 2047	Rank 5
500		1000		1500		1501	
Event	Time	Pl.	Pts.	Event	Time	Pl.	Pts.
Qual A	0:53.38	1		Qual C	1:52.63	2	
Semi B	1:11.06	3		Semi B	1:58.62	2	
Final 2	0:54.40	3	295	Final 1	1:45.31	3	666
Event	Time	Pl.	Pts.	Event	Time	Pl.	Pts.
Heat B	2:59.27	2		Heat B	0:00.00		
Final 1	2:55.45	4	543	Final 1	2:44.26	4	543
SR140	Taylor Leugner (Regina Speed Skating Club)				SEED 0:52.41	POINTS 1629	Rank 6
500		1000		1500		1501	
Event	Time	Pl.	Pts.	Event	Time	Pl.	Pts.
Qual B	0:52.58	2		Qual A	1:47.73	2	
Semi A	0:52.17	2		Semi A	1:52.77	3	
Final 1	1:02.66	4	543	Final 2	1:49.31	2	362
Event	Time	Pl.	Pts.	Event	Time	Pl.	Pts.
Heat A	2:46.19	3		Heat A	0:00.00		
Final 1	3:00.89	6	362	Final 1	2:50.17	6	362
SR253	Ashlee Holmes (Regina Speed Skating Club)				SEED 0:54.60	POINTS 1254	Rank 7
500		1000		1500		1501	
Event	Time	Pl.	Pts.	Event	Time	Pl.	Pts.
Qual A	0:55.31	2		Qual C	2:18.62	3	
Semi B	0:55.21	2		Semi C	2:26.08	3	
Final 1	0:54.44	3	666	Final 3	1:57.75	1	196
Event	Time	Pl.	Pts.	Event	Time	Pl.	Pts.
Heat A	3:05.29	5		Heat A	0:00.00		
Final 2	2:58.78	3	196	Final 2	3:23.78	3	196
S385	Lindsay Fish (Moose Jaw Kiwanis Speed Skating Club)				SEED 0:55.68	POINTS 1126	Rank 8
500		1000		1500		1501	
Event	Time	Pl.	Pts.	Event	Time	Pl.	Pts.
Qual B	0:54.60	3		Qual A	1:51.15	3	
Semi C	0:54.61	2		Semi C	1:51.20	1	
Final 2	1:07.23	4	241	Final 2	1:49.59	3	295
Event	Time	Pl.	Pts.	Event	Time	Pl.	Pts.
Heat A	2:47.01	4		Heat B	0:00.00		
Final 2	2:48.43	1	295	Final 2	2:50.11	1	295
SR190	Christina Thiel (Regina Speed Skating Club)				SEED 0:54.25	POINTS 919	Rank 9
500		1000		1500		1501	
Event	Time	Pl.	Pts.	Event	Time	Pl.	Pts.
Qual C	0:55.68	3		Qual B	1:50.15	3	
Semi C	0:54.62	3		Semi C	1:51.46	2	
Final 3	0:54.57	1	196	Final 2	2:13.04	4	241
Event	Time	Pl.	Pts.	Event	Time	Pl.	Pts.
Heat B	3:06.64	4		Heat B	0:00.00		
Final 2	2:48.45	2	241	Final 2	2:51.47	2	241

SN799 Jesse Slusar (Nipawin Speed Skating Club)				SEED 0:46.52				POINTS 3362				Rank 1			
500				1000				1500				1501			
Event	Time	Pl.	Pts.	Event	Time	Pl.	Pts.	Event	Time	Pl.	Pts.	Event	Time	Pl.	Pts.
Qual B	0:48.03	1		Qual A	1:38.57	1		Heat B	2:39.25	1		Heat B	0:00.00		
Semi A	0:53.19	3		Semi A	1:46.41	1		Final 1	2:34.83	1	1000	Final 1	2:26.32	1	1000
Final 2	0:48.67	2	362	Final 1	1:34.95	1	1000								
S34 Lucas Morin (Saskatoon Lions Speed Skating Club)				SEED 0:47.53				POINTS 2468				Rank 2			
500				1000				1500				1501			
Event	Time	Pl.	Pts.	Event	Time	Pl.	Pts.	Event	Time	Pl.	Pts.	Event	Time	Pl.	Pts.
Qual C	0:49.21	2		Qual C	1:41.28	1		Heat B	2:39.61	3		Heat A	0:00.00		
Semi A	0:47.08	1		Semi B	1:40.05	2		Final 1	2:34.83	2	816	Final 1	2:29.46	5	443
Final 1	0:48.12	3	666	Final 1	1:41.68	4	543								
S425 Michael Marsh (Saskatoon Lions Speed Skating Club)				SEED 0:45.89				POINTS 2404				Rank 3			
500				1000				1500				1501			
Event	Time	Pl.	Pts.	Event	Time	Pl.	Pts.	Event	Time	Pl.	Pts.	Event	Time	Pl.	Pts.
Qual B	0:48.27	2		Qual B	1:40.97	2		Heat A	3:00.57	4		Heat A	0:00.00		
Semi A	0:47.10	2		Semi A	0:00.00	DO		Final 2	2:36.37	1	295	Final 1	2:26.97	3	666
Final 1	0:47.22	1	1000	Final 2	1:39.07	1	443								
SR239 Keegan Christ (Regina Speed Skating Club)				SEED 0:47.63				POINTS 2368				Rank 4			
500				1000				1500				1501			
Event	Time	Pl.	Pts.	Event	Time	Pl.	Pts.	Event	Time	Pl.	Pts.	Event	Time	Pl.	Pts.
Qual C	0:49.25	3		Qual A	1:38.87	2		Heat A	2:38.46	2		Heat B	0:00.00		
Semi C	0:48.86	2		Semi A	1:54.09	2		Final 1	2:43.45	5	443	Final 1	2:26.52	2	816
Final 2	0:48.47	1	443	Final 1	1:36.88	3	666								
S49 Pieter Stoffel (Saskatoon Lions Speed Skating Club)				SEED 0:48.30				POINTS 1962				Rank 5			
500				1000				1500				1501			
Event	Time	Pl.	Pts.	Event	Time	Pl.	Pts.	Event	Time	Pl.	Pts.	Event	Time	Pl.	Pts.
Qual B	1:14.36	3		Qual B	1:40.51	1		Heat B	2:39.29	2		Heat B	0:00.00		
Semi C	0:48.55	1		Semi B	1:38.78	1		Final 1	2:44.46	6	362	Final 1	2:28.34	4	543
Final 2	0:00.00	DO	241	Final 1	1:35.34	2	816								
SR237 Ian Hudey (Regina Speed Skating Club)				SEED 0:48.39				POINTS 1660				Rank 6			
500				1000				1500				1501			
Event	Time	Pl.	Pts.	Event	Time	Pl.	Pts.	Event	Time	Pl.	Pts.	Event	Time	Pl.	Pts.
Qual C	0:48.88	1		Qual B	0:00.00	NT		Heat B	2:40.27	4		Heat A	0:00.00		
Semi B	0:49.04	2		Semi C	1:45.28	1		Final 2	2:36.51	2	241	Final 1	2:30.83	6	362
Final 1	0:48.10	2	816	Final 2	2:06.33	4	241								
S418 Graham Solie (Saskatoon Lions Speed Skating Club)				SEED 0:49.37				POINTS 1519				Rank 7			
500				1000				1500				1501			
Event	Time	Pl.	Pts.	Event	Time	Pl.	Pts.	Event	Time	Pl.	Pts.	Event	Time	Pl.	Pts.
Qual A	1:00.76	4		Qual C	1:41.38	2		Heat A	2:38.32	1		Heat A	0:00.00		
Semi C	0:49.08	3		Semi B	1:40.22	3		Final 1	2:36.13	3	666	Final 2	2:37.64	1	295
Final 3	0:50.47	1	196	Final 2	1:39.86	2	362								
SR284 Alex Horst (Regina Speed Skating Club)				SEED 0:48.89				POINTS 1275				Rank 8			
500				1000				1500				1501			
Event	Time	Pl.	Pts.	Event	Time	Pl.	Pts.	Event	Time	Pl.	Pts.	Event	Time	Pl.	Pts.
Qual A	0:48.53	1		Qual A	1:39.03	3		Heat A	0:00.00	DO		Heat B	0:00.00		
Semi B	0:48.92	1		Semi C	1:45.46	2		Final 2	2:37.51	3	196	Final 2	2:37.76	2	241
Final 1	1:21.98	4	543	Final 2	1:39.93	3	295								
S16 Morgan Jungwirth (Saskatoon Lions Speed Skating Club)				SEED 0:47.71				POINTS 1230				Rank 9			
500				1000				1500				1501			
Event	Time	Pl.	Pts.	Event	Time	Pl.	Pts.	Event	Time	Pl.	Pts.	Event	Time	Pl.	Pts.
Qual A	0:50.06	2		Qual C	1:41.43	3		Heat A	2:47.55	3		Heat B	0:00.00		
Semi B	0:00.00	DB		Semi C	0:00.00	DO		Final 1	2:38.23	4	543	Final 2	2:38.65	3	196
Final 2	1:06.98	3	295	Final 3	1:43.66	1	196								

SR269 Sean Hope (Regina Speed Skating Club)				SEED 0:51.93				POINTS 640				Rank 10			
500				1000				1500				1501			
Event	Time	Pl.	Pts.	Event	Time	Pl.	Pts.	Event	Time	Pl.	Pts.	Event	Time	Pl.	Pts.
Qual A	0:52.85	3		Qual B	2:01.01	3		Heat B	2:45.13	5		Heat A	0:00.00		
Semi C	0:53.27	4		Semi C	1:47.56	3		Final 2	2:52.03	4	160	Final 2	2:47.82	4	160
Final 3	0:52.76	2	160	Final 3	1:48.67	2	160								

Yara Fall Classic - Train-to-Train

Special Codes

Name	Skater #	Club	A1	A2	CR	DB	DC	DO	DP	DS	DX	NF	NS	NT
Bechtel, Jared	S99	SLSSC	0	0	0	0	0	0	0	0	0	1	0	0
Betcher, Joshua	SR159	RSSC	0	0	0	0	0	0	0	0	0	0	3	0
Holmes, Amber	SR264	RSSC	0	0	0	0	0	0	0	0	0	0	1	0
McMaster, Clark	SR238	RSSC	0	0	0	0	0	1	0	0	0	0	0	0
Moore, Kyle	SR234	RSSC	0	0	0	0	0	0	0	0	0	0	2	0
Morris, John	S300	MJSSC	0	0	0	0	0	0	0	0	0	0	2	0
Ogundipe, Faith	S342	MJSSC	0	0	0	0	0	0	0	0	0	0	1	0
Piluk, Victoria	SR126	RSSC	0	0	0	0	0	0	0	0	0	0	3	0
Plett, Randy	325	MB	0	0	0	0	0	0	0	0	0	0	2	0
Totals:			0	0	0	0	0	1	0	0	0	1	14	0

Oct 30-31, 2010

A1 Advanced to Primary

DB Inside Cups

DP Pushing

NF Did Not Finish

A2 Advanced to Secondary

DC Charging

DS Start

NS No Show

CR CrossTracking

DO Impeding

DX Other

NT No Time

Canada Winter Games Trials 2010

Special Codes

Name	Skater #	Club	A1	A2	CR	DB	DC	DO	DP	DS	DX	NF	NS	NT
Boutin, Morgan	S53	SLSSC	0	0	0	0	0	0	0	1	0	0	0	0
Horst, Alex	SR284	RSSC	0	0	0	0	0	1	0	0	0	0	0	0
Hudey, Ian	SR237	RSSC	0	0	0	0	0	0	0	0	0	0	0	1
Jungwirth, Morgan	S16	SLSSC	0	0	0	1	0	1	0	0	0	0	0	0
Kokotailo-Waterer, Katie	S30	SLSSC	0	0	0	1	0	0	0	0	0	0	0	0
Marsh, Michael	S425	SLSSC	0	0	0	0	0	1	0	0	0	0	0	0
Stoffel, Pieter	S49	SLSSC	0	0	0	0	0	1	0	0	0	0	0	0
Totals:			0	0	0	2	0	4	0	1	0	0	0	1

Oct 30-31, 2010

A1 Advanced to Primary	DB Inside Cups	DP Pushing	NF Did Not Finish
A2 Advanced to Secondary	DC Charging	DS Start	NS No Show
CR CrossTracking	DO Impeding	DX Other	NT No Time

Train – to – Train Division 1 3000m RELAYS

Team	Helmet Colour	Skaters	Times
1	Purple	Evan Kupchyk Marco Schuman Jessica Marsh	2nd – 5:40.27
2	Yellow	Juliette Wheeler Caleb Morin Stephen Hope Lucas Conly	1st – 5:39.62
3	Green (Teal)	Rachel Slusar Graham Fish Jared Bechtel Jorn Schuman	3rd – 5:52.67

Train – to – Train Division 2 3000m RELAYS

Team	Helmet Colour	Skaters	Times
1	Purple	Mckenna Yurach Nick Hennig Shealynn Stevenson	1st – 6:40.10
2	Yellow	Sheridan Morin Sarah Craven Roslynn Degenais	2nd – 6:51.05
3	Green (Teal)	Faith Ogundipe Clark McMaster Tenielle Workman Any Piluk	3rd – 6:56.49

Cradle (Active Start) Result

Yara Fall Classic - Train-to-Train
Oct 30-31, 2010

Name	Number	Race #1 -100-	Race #2 -100-	Race #3 -100-	Race #4 -100-
Bryksa, John	SR131	0:43.84	0:50.12	1:01.76	0:56.99
Cloutier, Ella	SR184	0:26.62	0:28.04	0:27.41	0:27.37

Recorder's Report – Yara Fall Classic

1. The format of this competition changed considerably from the traditional meet. Computerized applications were not made available in a timely manner and I was not able to check out SSC's app prior to the competition.
2. The Canada Winter Games final distance was run as a "Super" final as per the CWG definition, and not the "Super" that I was accustomed to. As directed, placings in the primary final were used to determine points, not times skated by all skaters in the super, regardless of final.
3. Lap results for the Fundamentals group and the Learn-2-Train group were entered, and posted, incorrectly. The timer results were on a sheet with the skater numbers and I took this to be the proper relationship between skater and times. Actually, the timers normally have a blank sheet and the place judge's sheet is used to match times to skater. The error was caught after completion of the meet but have been corrected in this protocol.
4. The technical package identified that seeding was to occur using the diagonal method. I was unable to find a definition of diagonal seeding prior to the start of the competition. Most lap races were seeded simply by putting the fastest skaters together (Fundamental and Learn-2-Train).
5. As per the technical package, the 3000 metre points race was seeded based upon points accumulated to that point in the competition. However, I had earlier indicated that the 3000 metre would be seeded based upon points accumulated to the end of Saturday. However, we were able to enter and calculate the results for the 1 lap pursuit in time to include it in the seeding for the 3000 metre. This meant inconsistent information going to the coaches. Sorry!
6. The 10 minute – 2 person relay results were not used to add points to individual standings. The technical package indicated to refer to appendix C for how to assign points but there was nothing in appendix C.
7. Also within the 10 minute – 2 person relay, the order that the skaters cross the line on their final lap needs to be recorded. This was not done as it was not known, at the time, to be important. As two teams completed the same number of laps, the order of crossing the finish line is used to break the tie. Oh well, I guess we will know for next time.
8. For the Fundamental and Learn-to-Train groupings, the laps races were not reseeded between the first run of the distance and the second run of the distance. There wasn't enough time for the office to perform this function. Fortunately, the placing of the skater was not important, only the times.
9. The Train-to-train division was not run as division 1, 2 and 3. We don't have enough skaters for fair and enjoyable skating in such tight age classes. Therefore, all T-2-T skaters were seeded into two groups based upon submitted seed times. Once into groups, the groups distances were run as per past all-points format. I did not have time to figure out what was documented in the technical package, and then modify code accordingly.
10. The Learn-2-Train teams for the skills competitions were re-jigged to accommodate no-shows. This was acceptable for the barrel racing as that was a collaborative event. However, this re-jigging resulted in team members skating against each other in the chuck racing, a contributive event. We simply assigned points as they were earned and did not freak out any further.